

Supergroup 1: Blue Collar Communities

The members of this supergroup can be found all across the UK with areas of concentration around the North-East, South Wales and cities within Scotland and the Midlands. The supergroup comprises of 3 groups, 1a (3 subgroups), 1b (2 subgroups) and 1c (3 subgroups). There are 14 wards that have all their output areas classified in this supergroup including Creggan South, Creggan Central, Greystone, East, Ballycolman, Farranshane, and Whiterock in Northern Ireland, Thornley and Wheatley Hill, Edward and Prior in the North-East, Pembroke: Monkton, Gwynfi and Green Lane in Wales and Viewpark in Scotland. Within this supergroup:

The variables with proportions far below the national average are¹

- All Flats
- HE Qualification

The variables with proportions close to the national average are²

- Age 45-64
- Age 65+

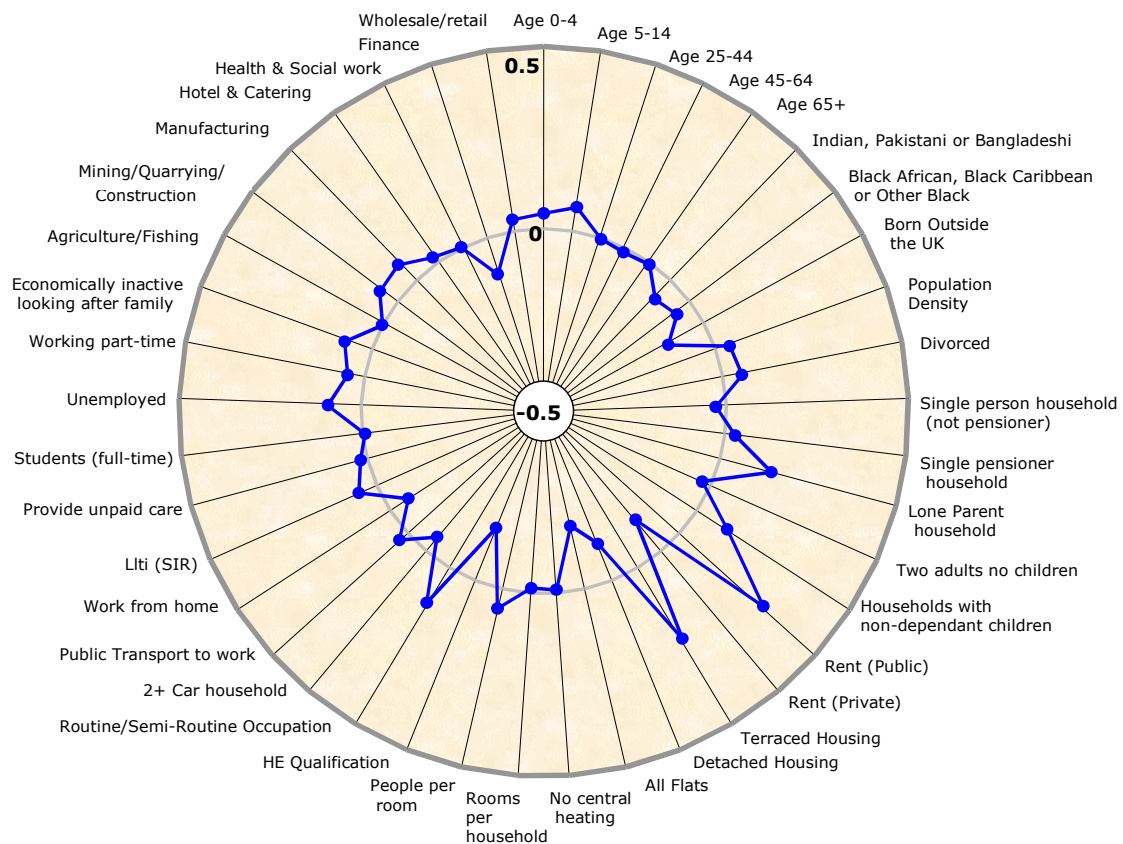
- Agriculture/Fishing employment
- Age 25-44
- Health and Social work employment
- Provide unpaid care

The variables with proportions far above the national average are³

- Terraced Housing
- Rent (Public)

Supergroup 1

Range-standardised difference from the UK mean. Positive values show an above average level of the population and negative values show a below average level.



1 For a variable to be 'far below average' it must have a difference of more than 0.15 below the UK mean
 2 For a variable to be 'close to the average' it must have a difference of 0.015 either below or above the UK mean
 3 For a variable to be 'far above average' it must have a difference of more than 0.15 above the UK mean

Group 1a: Terraced Blue Collar

The members of this group can be found in areas of concentration around Scotland, the North-East and the South of Wales. There is one ward, Viewpark in Scotland, that has all its output areas classified in this group. There are 6 more wards that have 75% or more including Creggan South and Farranshane in Scotland, Biddick Hall and West in the North-East, Templehall West in Scotland and Greenmeadow in Wales. Within this group:

The variables with proportions far below the national average are¹

- No central heating
- Rent (Private)
- Detached Housing
- HE Qualification
- All Flats
- Born Outside the UK

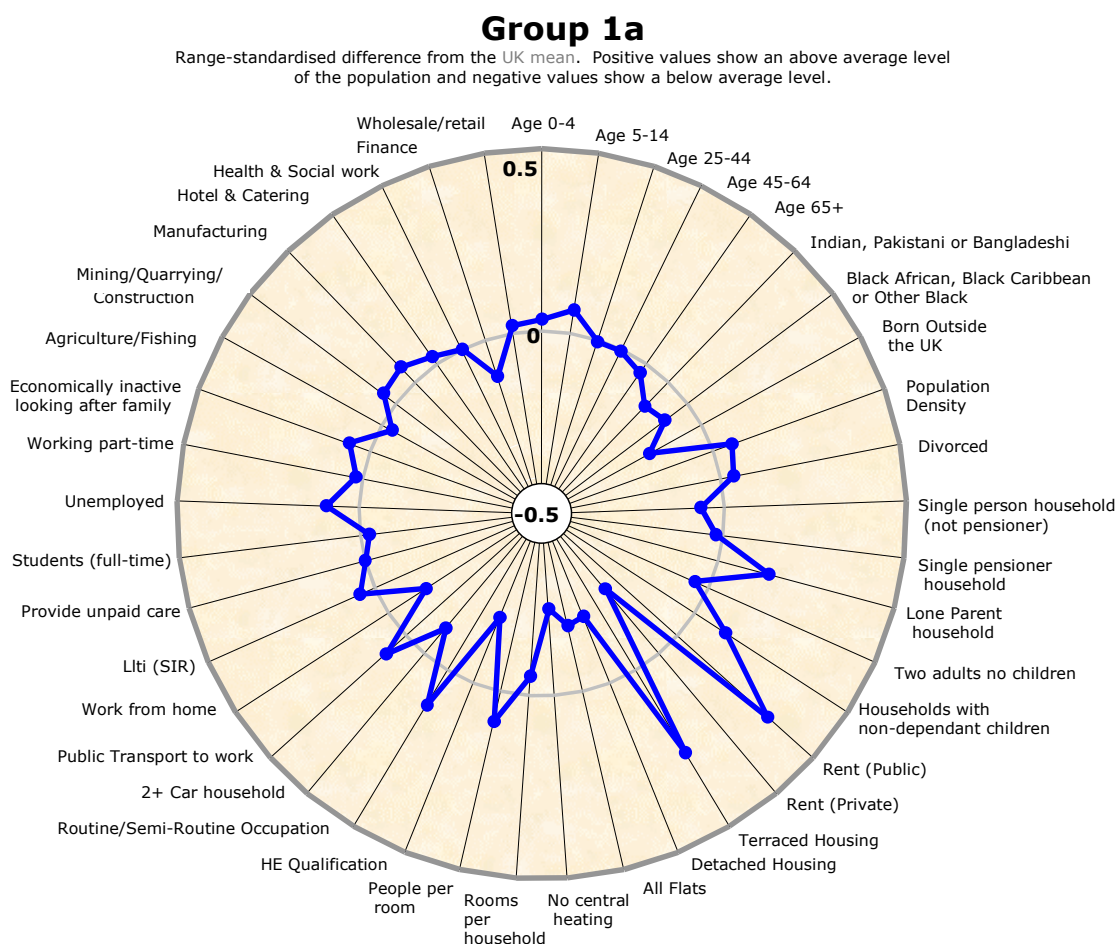
- Age 45-64
- Age 25-44
- Health and Social work employment
- Provide unpaid care

The variables with proportions far above the national average are³

- Terraced Housing
- Rent (Public)

The variables with proportions close to the national average are²

- Single pensioner household



Group 1b: Younger Blue Collar

The members of this group can be found in areas of concentration around the boundaries of the North-West, Yorkshire and the Humber and both the East and West Midlands. There is one ward, Gwynfi in Wales, that has all its output areas classified in this group. There are 11 other wards that have 80% or more including, Bowydd and Rhiw, Kingsland, Marchog and Pembroke: Monkton in Wales, Cherryfield and Pirrie in the North-West, Orchard Park and Greenwood in Yorkshire and the Humber, Aspley in the East-Midlands, Barncroft in the South-East, Huntingdon North in the East of England and Drumglass in Northern Ireland. Within this group:

The variables with proportions far below the national average are¹

- Detached Housing
- HE Qualification
- All Flats

The variables with proportions close to the national average are²

- Single person household (not pensioner)
- Students (full-time)

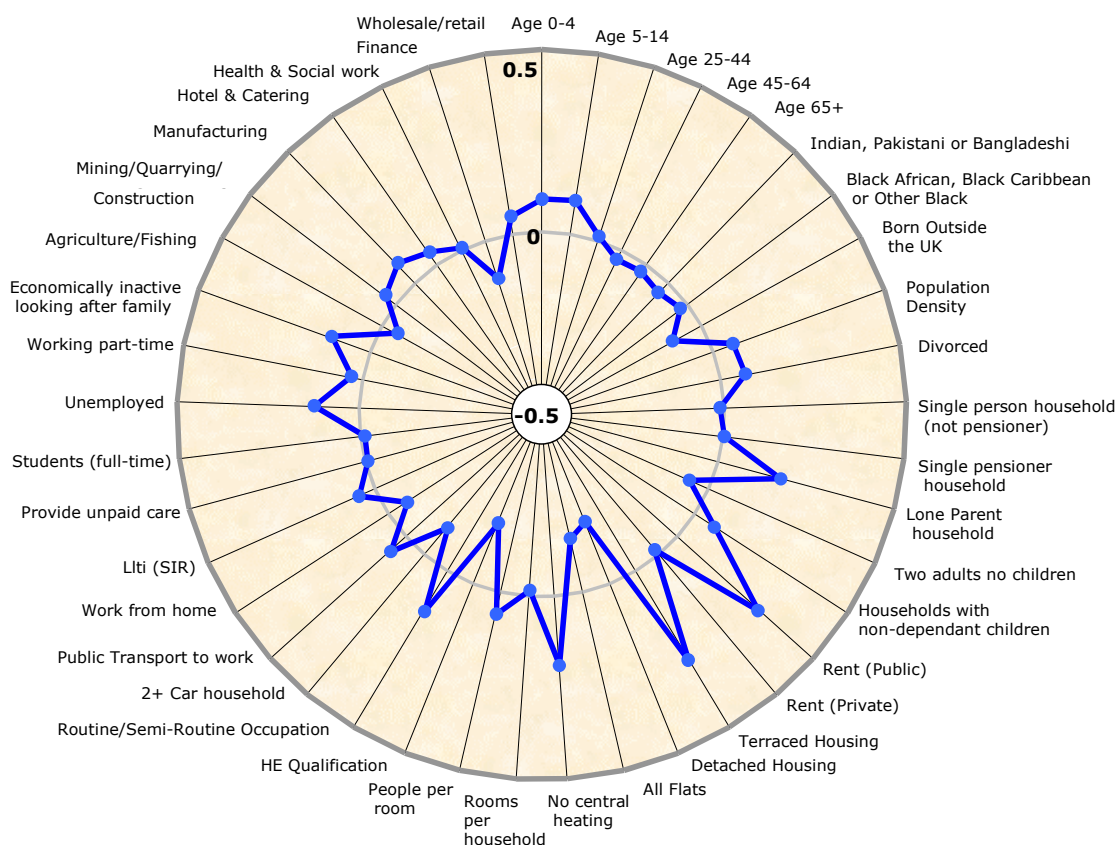
- Provide unpaid care
- Health and Social work employment
- Single pensioner household
- Age 25-44

The variables with proportions far above the national average are³

- Lone Parent household
- No central heating
- Terraced Housing
- Rent (Public)

Group 1b

Range-standardised difference from the UK mean. Positive values show an above average level of the population and negative values show a below average level.



1 For a variable to be 'far below average' it must have a difference of more than 0.15 below the UK mean
 2 For a variable to be 'close to the average' it must have a difference of 0.015 either below or above the UK mean
 3 For a variable to be 'far above average' it must have a difference of more than 0.15 above the UK mean

Group 1c: Older Blue Collar

The members of this group can be found in areas of concentration around the boundaries of the North-West, Yorkshire and the Humber and both the East and West Midlands also in the North-East and South Wales. There is one ward, St. Cadocs and Penygarni in Wales, that has 80% its output areas classified in this group. There are 8 other wards that have 60% or more including, Bettws, Cwmyniscoy and Trimsaran in Wales, Clifton in the North-West, Shirebrook North-West in the East-Midlands, Cannock North in the West-Midlands, Kingsmoor in the East of England and Ballylough in Northern Ireland. Within this group:

The variable with proportions far below the national average is¹

- All Flats

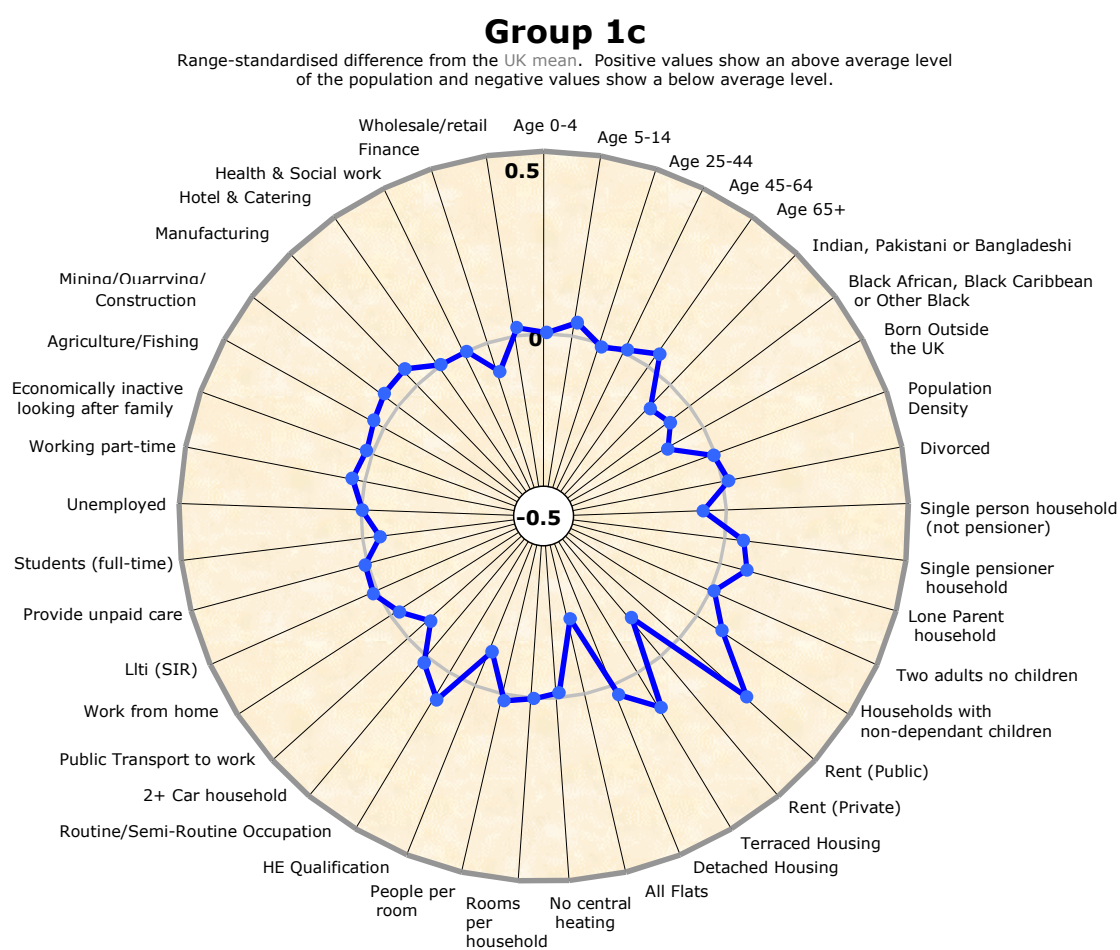
The variables with proportions close to the national average are²

- Age 25-44
- Population Density
- Rooms per household
- Health and Social work employment

- Two adults no children
- Age 0-4
- Unemployed
- Age 45-64
- Hotel & Catering employment
- Divorced

The variable with proportions far above the national average is³

- Rent (Public)



1 For a variable to be 'far below average' it must have a difference of more than 0.15 below the UK mean
 2 For a variable to be 'close to the average' it must have a difference of 0.015 either below or above the UK mean
 3 For a variable to be 'far above average' it must have a difference of more than 0.15 above the UK mean

Subgroup 1a2

The members of this subgroup can be found in areas of concentration around Scotland. There is one ward, Condorrat North and Westfield in Scotland, that has 61% of its output areas classified in this subgroup. There are 9 other wards that have 50% or more including Caskieberran and Rimpleton Condorrat North and Westfield, Dalkeith/Woodburn, Mastrick, Pitteuchar and Finglassie North, Poltonhall/Rosewell, Sheddocksley, Springhill, Templehall West, Ward 15 all in Scotland. Within this subgroup:

The variables with proportions far below the national average are¹

- Rent (Private)
- Detached Housing
- All Flats
- No central heating
- Born Outside the UK
- Work from home
- HE Qualification

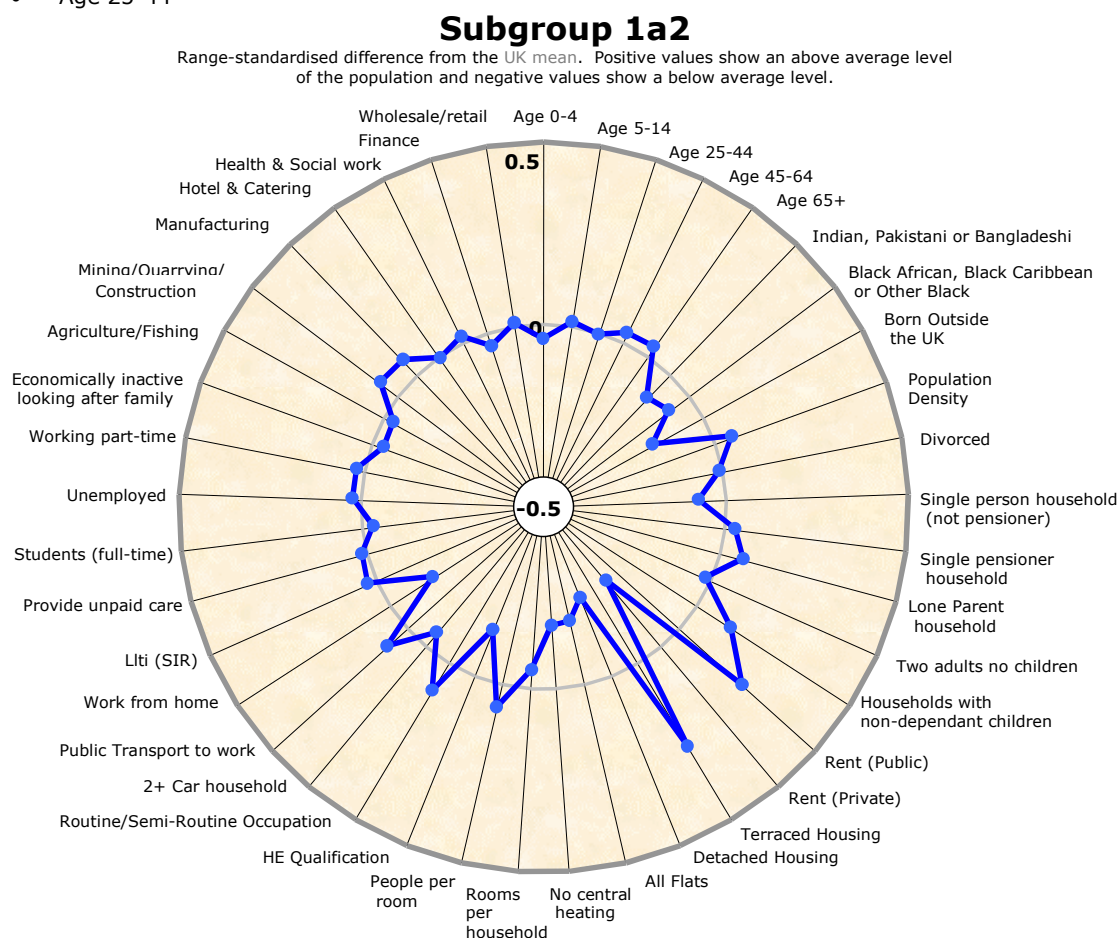
- Hotel & Catering employment
- Divorced
- Wholesale/retail trade employment
- Age 5-14
- Health and Social work employment

The variables with proportions far above the national average are³

- Rent (Public)
- Terraced Housing

The variables with proportions close to the national average are²

- Age 25-44



1 For a variable to be 'far below average' it must have a difference of more than 0.15 below the UK mean
 2 For a variable to be 'close to the average' it must have a difference of 0.015 either below or above the UK mean
 3 For a variable to be 'far above average' it must have a difference of more than 0.15 above the UK mean

Subgroup 1a3

The members of this subgroup are spread throughout the UK. There is one ward, Greenmeadow in Wales, that has 75% of its output areas classified in this subgroup. There are a further 6 wards that have 50% or more including Alamein, Popley East and Popley West in the South-East, Carn Hill in Northern Ireland, Howletch in the North-East and St Nicholas in the East of England. Within this subgroup:

The variables with proportions far below the national average are¹

- No central heating
- HE Qualification
- Detached Housing

The variables with proportions far above the national average are³

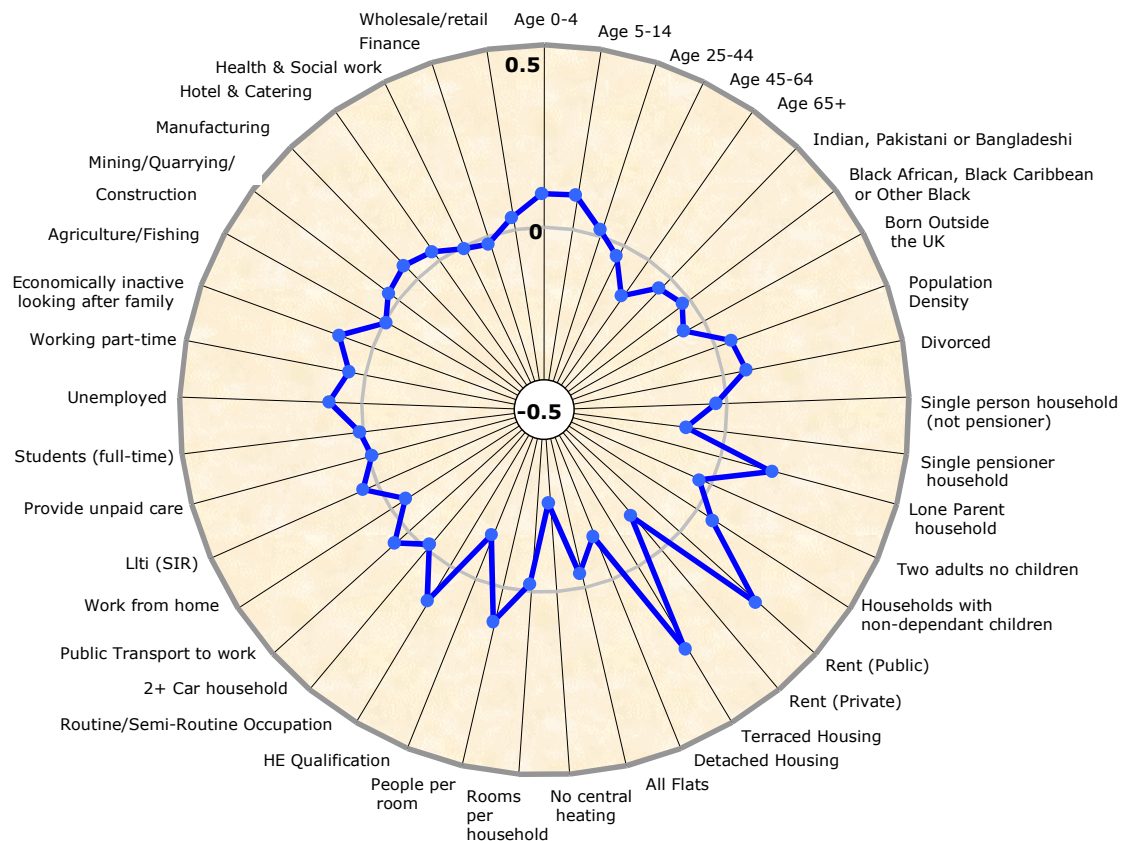
- Lone Parent household
- Terraced Housing
- Rent (Public)

The variable with proportions close to the national average is²

- Students (full-time)

Subgroup 1a3

Range-standardised difference from the UK mean. Positive values show an above average level of the population and negative values show a below average level.



1 For a variable to be 'far below average' it must have a difference of more than 0.15 below the UK mean
 2 For a variable to be 'close to the average' it must have a difference of 0.015 either below or above the UK mean
 3 For a variable to be 'far above average' it must have a difference of more than 0.15 above the UK mean

Subgroup 1b1

The members of this subgroup can be found in areas of concentration around the cities of England (excluding London), Wales and Northern Ireland. There is one ward, Windmill Hill in the North-West, that has 71% of its output areas classified in this subgroup. There are 10 other wards that have 60% or more including Ballykeel, Bushmills, Creggan Central, Drumglass and Steeple in Northern Ireland, Gwynfi, Marchog, Pembroke: Monkton and Queensway in Wales and Cherryfield in the North-West. Within this subgroup:

The variable with proportions far below the national average is¹

- HE Qualification

The variables with proportions close to the national average are²

- Black African, Black Caribbean or Other Black
- Students (full-time)
- Provide unpaid care

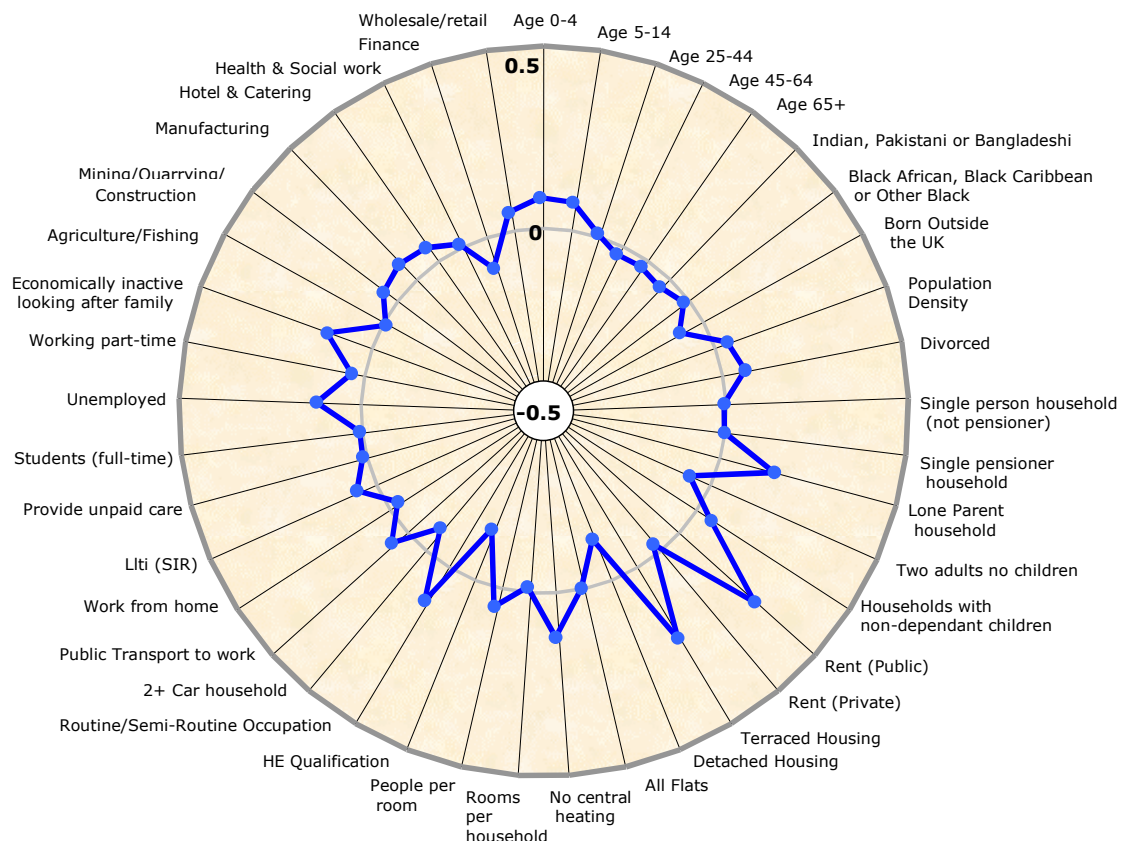
- All Flats
- Single person household (not pensioner)
- Health and Social work employment
- Single pensioner household
- Age 25-44

The variables with proportions far above the national average are³

- Lone Parent household
- Terraced Housing
- Rent (Public)

Subgroup 1b1

Range-standardised difference from the UK mean. Positive values show an above average level of the population and negative values show a below average level.



1 For a variable to be 'far below average' it must have a difference of more than 0.15 below the UK mean
 2 For a variable to be 'close to the average' it must have a difference of 0.015 either below or above the UK mean
 3 For a variable to be 'far above average' it must have a difference of more than 0.15 above the UK mean

Subgroup 1b2

The members of this subgroup can be found in areas of concentration around major cities in England (except London) and Wales. There is one ward, Clubmoor in the North-West, that has 70% of its output areas classified in this subgroup. There are 10 other wards that have 50% or more including County, Page Moss, Pirrie and Princess in the North-West, Cwm Clydach, Kingsland and Penrhiwceiber in Wales, Ballycolman and Clonard in Northern Ireland and Southcoates West in Yorkshire and the Humber. Within this subgroup:

The variables with proportions far below the national average are¹

- All Flats
- Detached Housing
- HE Qualification

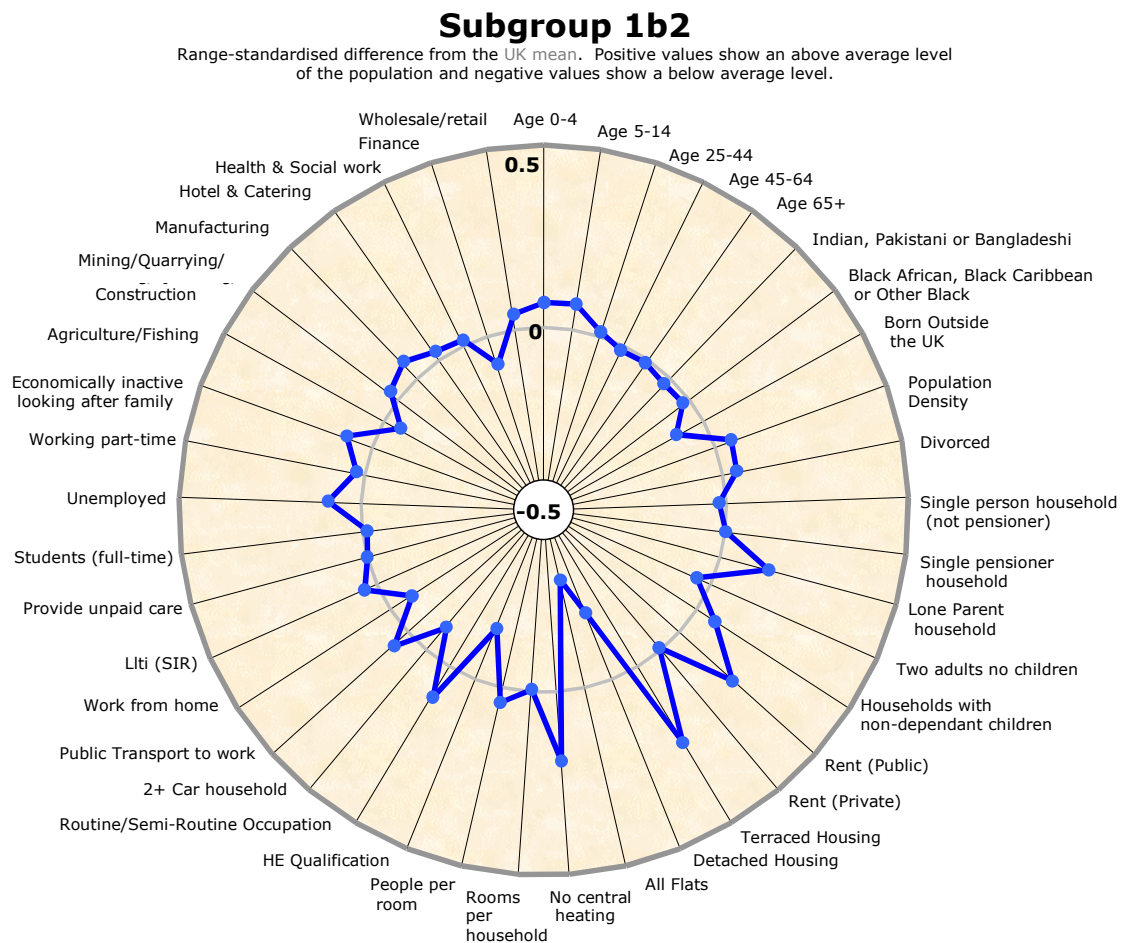
The variables with proportions close to the national average are²

- Rooms per household
- Students (full-time)
- Rent (Private)

- Single pensioner household
- Provide unpaid care
- Age 25-44
- Health and Social work employment

The variables with proportions far above the national average are³

- Lone Parent household
- No central heating
- Rent (Public)
- Terraced Housing



1 For a variable to be 'far below average' it must have a difference of more than 0.15 below the UK mean
 2 For a variable to be 'close to the average' it must have a difference of 0.015 either below or above the UK mean
 3 For a variable to be 'far above average' it must have a difference of more than 0.15 above the UK mean

Subgroup 1c1

The members of this subgroup can be found spread across the UK with concentrations in the North East and South Wales. There are 4 wards Lower Brynamman and Llangeinor in Wales, Blandford Langton St Leonards in the South-West and Newhill in Northern Ireland that have 50% of their output areas classified in this subgroup. Within this subgroup:

There are no variables with a proportion far below the national average

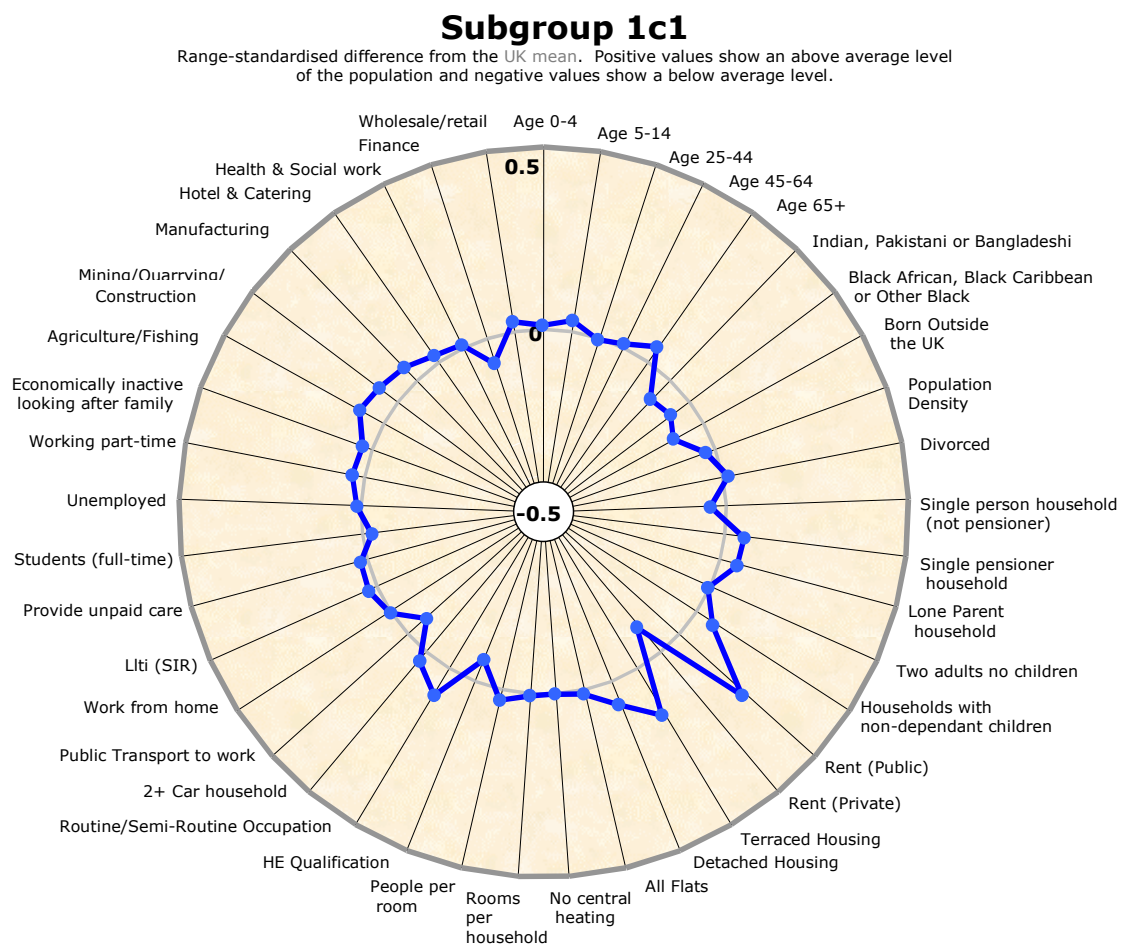
The variables with proportions close to the national average are²

- Age 25-44
- Rooms per household
- Work from home
- Two adults no children
- All Flats

- Health and Social work employment
- Age 0-4
- Unemployed
- Age 45-64

The variables with proportions far above the national average are³

- Terraced Housing
- Rent (Public)



1 For a variable to be 'far below average' it must have a difference of more than 0.15 below the UK mean
 2 For a variable to be 'close to the average' it must have a difference of 0.015 either below or above the UK mean
 3 For a variable to be 'far above average' it must have a difference of more than 0.15 above the UK mean

Subgroup 1c2

The members of this subgroup can be found in concentrations in the North of England and the South of Wales. There is one ward, Shirebrook Langwith in the East-Midlands, that has 57% of its output areas classified in this subgroup. There are 3 other wards that have 40% or more including Shirebrook South West in the East-Midlands, Cannock North in the West-Midlands and Onllwyn in Wales. Within this subgroup:

The variables with proportions far below the national average are¹

- All Flats
- Terraced Housing
- Rent (Private)
- HE Qualification
- Born Outside the UK

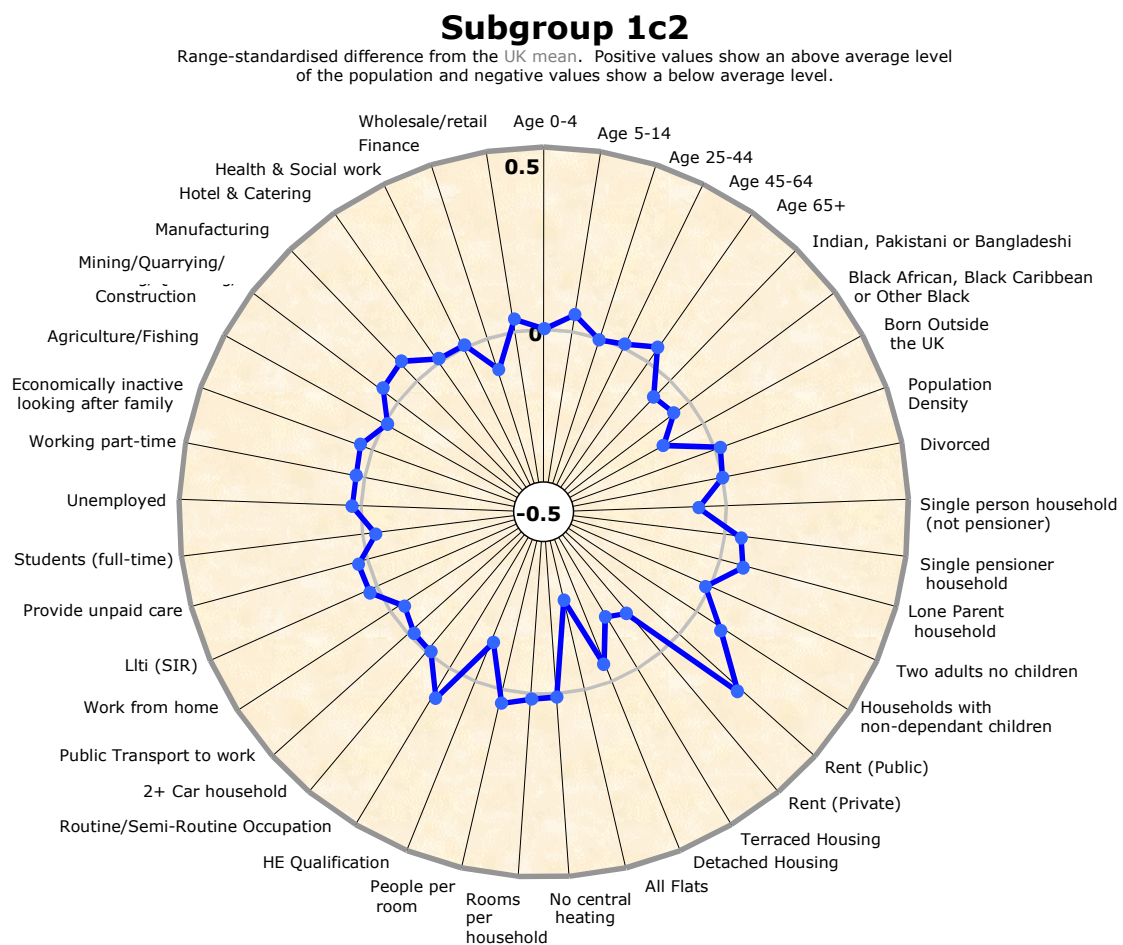
The variables with proportions close to the national average are²

- Age 25-44
- Agriculture/Fishing employment

- Age 0-4
- No central heating
- Divorced
- Rooms per household
- Health and Social work employment
- Age 45-64
- Hotel & Catering employment

The variable with proportions far above the national average are³

- Rent (Public)



1 For a variable to be 'far below average' it must have a difference of more than 0.15 below the UK mean
 2 For a variable to be 'close to the average' it must have a difference of 0.015 either below or above the UK mean
 3 For a variable to be 'far above average' it must have a difference of more than 0.15 above the UK mean

Subgroup 1c3

The members of this subgroup can be found across the UK with areas of concentration in the North-East and South Wales. There is one ward, Armoyn in Northern Ireland, that has 50% of its output areas classified in this subgroup. There are another 6 wards have 40% or more including Ballykelly and Gilford in Northern Ireland, Clifton in the North-West, Bestwood Village in the East-Midlands, Kingsmoor in the East of England and Penisarwaun in Wales. Within this subgroup:

The variable with proportions far below the national average is¹

- All Flats

The variables with proportions close to the national average are²

- Hotel & Catering employment
- Population Density
- Unemployed
- Age 25-44
- Divorced

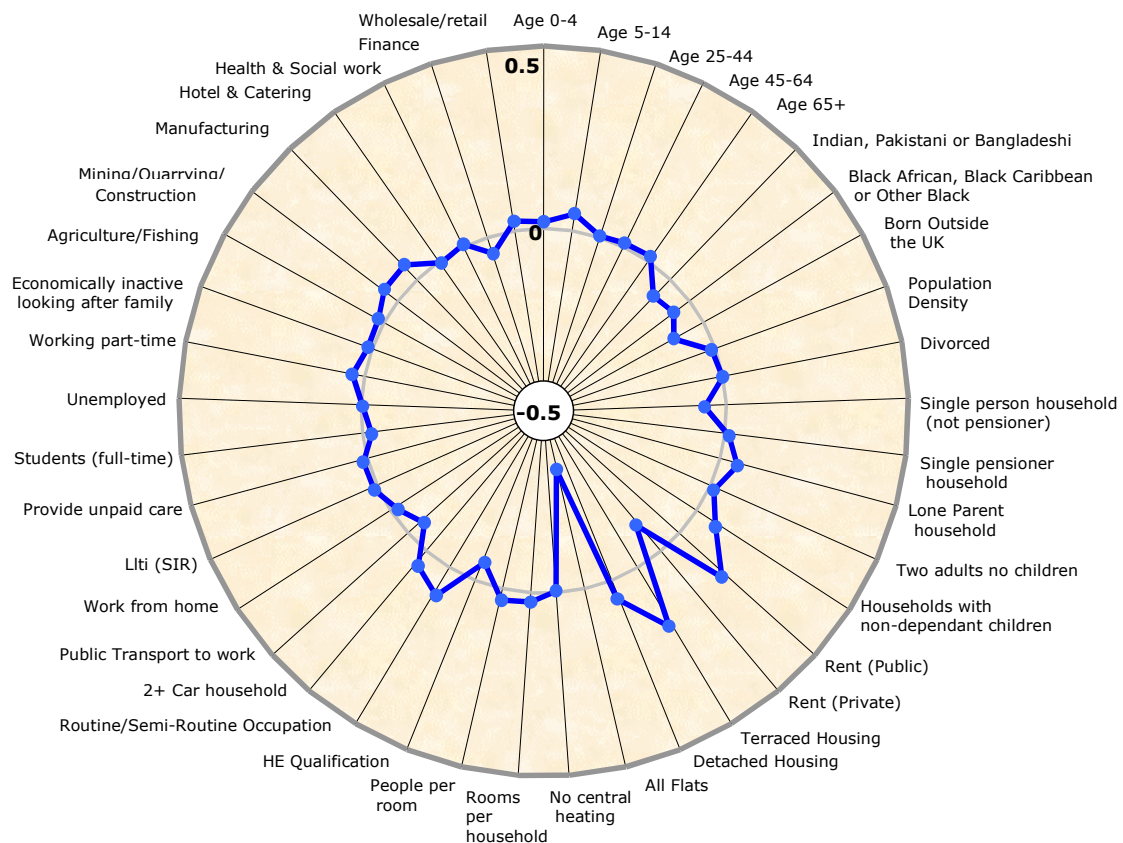
- Health and Social work employment
- Age 45-64
- Rooms per household
- Lti (SIR)
- Age 65+
- Two adults no children
- Age 0-4

The variables with proportions far above the national average are³

- Rent (Public)
- Terraced Housing

Subgroup 1c3

Range-standardised difference from the UK mean. Positive values show an above average level of the population and negative values show a below average level.



1 For a variable to be 'far below average' it must have a difference of more than 0.15 below the UK mean
 2 For a variable to be 'close to the average' it must have a difference of 0.015 either below or above the UK mean
 3 For a variable to be 'far above average' it must have a difference of more than 0.15 above the UK mean