

Supergroup 5: Constrained by Circumstances

The members of this supergroup can be found surrounding the UK's city areas, with concentrations within Scotland. The supergroup comprises of 3 groups, 5a (2 subgroups), 5b (4 subgroups) and 5c (3 subgroups). There is one ward, Keppochhill in Scotland, that has 98% of its output areas classified in this supergroup. There are 13 other wards that have 90% or over including, Seaton, Brothock, Kilbowie West, Faifley, Drumry, Summerhill, Knightswood South, Keppochhill, Bridgeton/Dalmarnock, Parkhead, Barlanark and Ward 9 in Scotland and Whitehouse in Northern Ireland. Within this supergroup:

The variables with proportions far below the national average are¹

- Detached Housing
- 2+ Car household
- HE Qualification

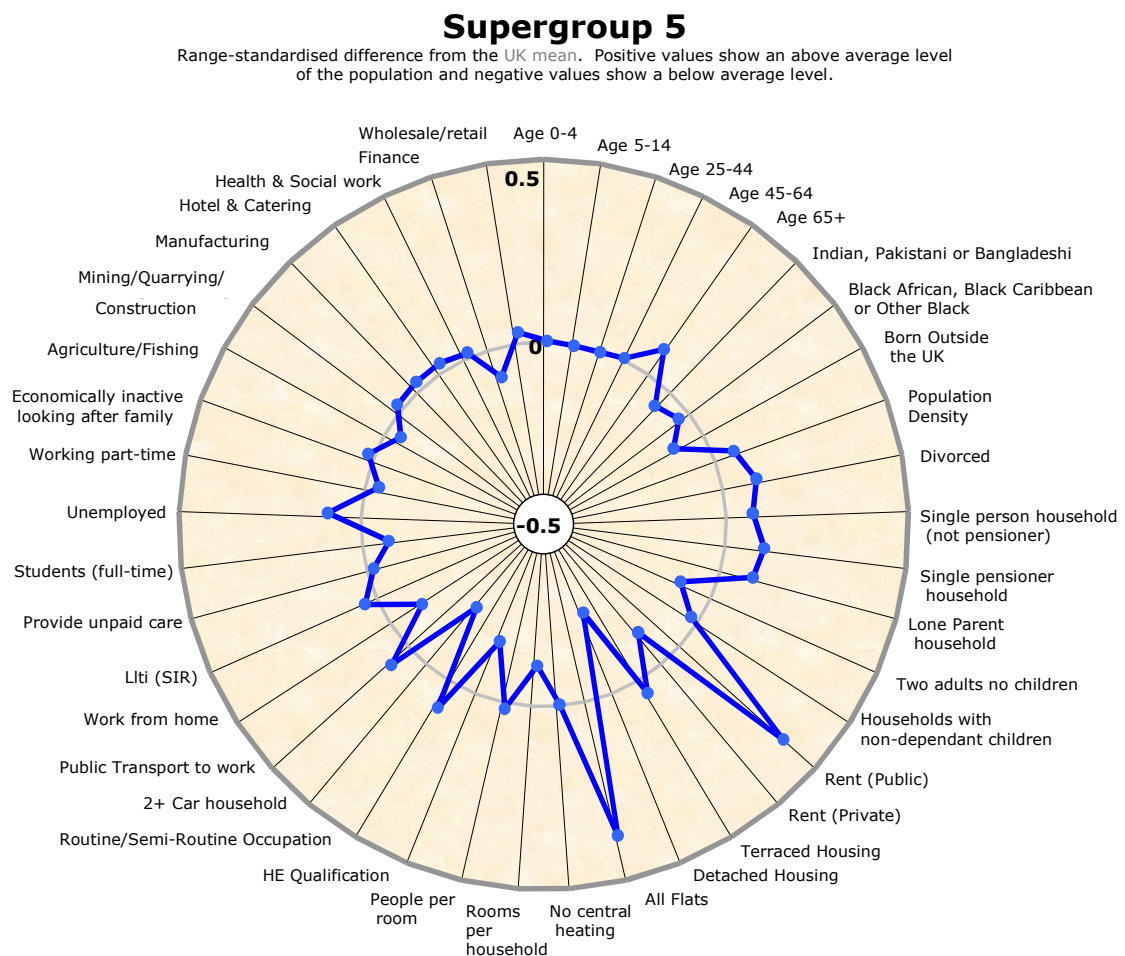
The variables with proportions close to the national average are²

- Age 45-64
- No central heating

- Provide unpaid care
- Health and Social work employment
- Wholesale/retail trade employment

The variables with proportions far above the national average are³

- All Flats
- Rent (Public)



1 For a variable to be 'far below average' it must have a difference of more than 0.15 below the UK mean

2 For a variable to be 'close to the average' it must have a difference of 0.015 either below or above the UK mean

3 For a variable to be 'far above average' it must have a difference of more than 0.15 above the UK mean

Group 5a: Senior Communities

The members of this group can be found in areas of concentration around Scotland. There is one ward, Ward 9 in Scotland, that has 60% of it's output areas classified in this group. There are 4 other wards that have 40% or more including Fairmuir, Lochee East, Parkhall and Watsonville, all being within Scotland. Within this group:

The variables with proportions far below the national average are¹

- 2+ Car household
- Detached Housing
- Age 5-14
- Age 0-4
- Rooms per household
- Economically inactive looking after family

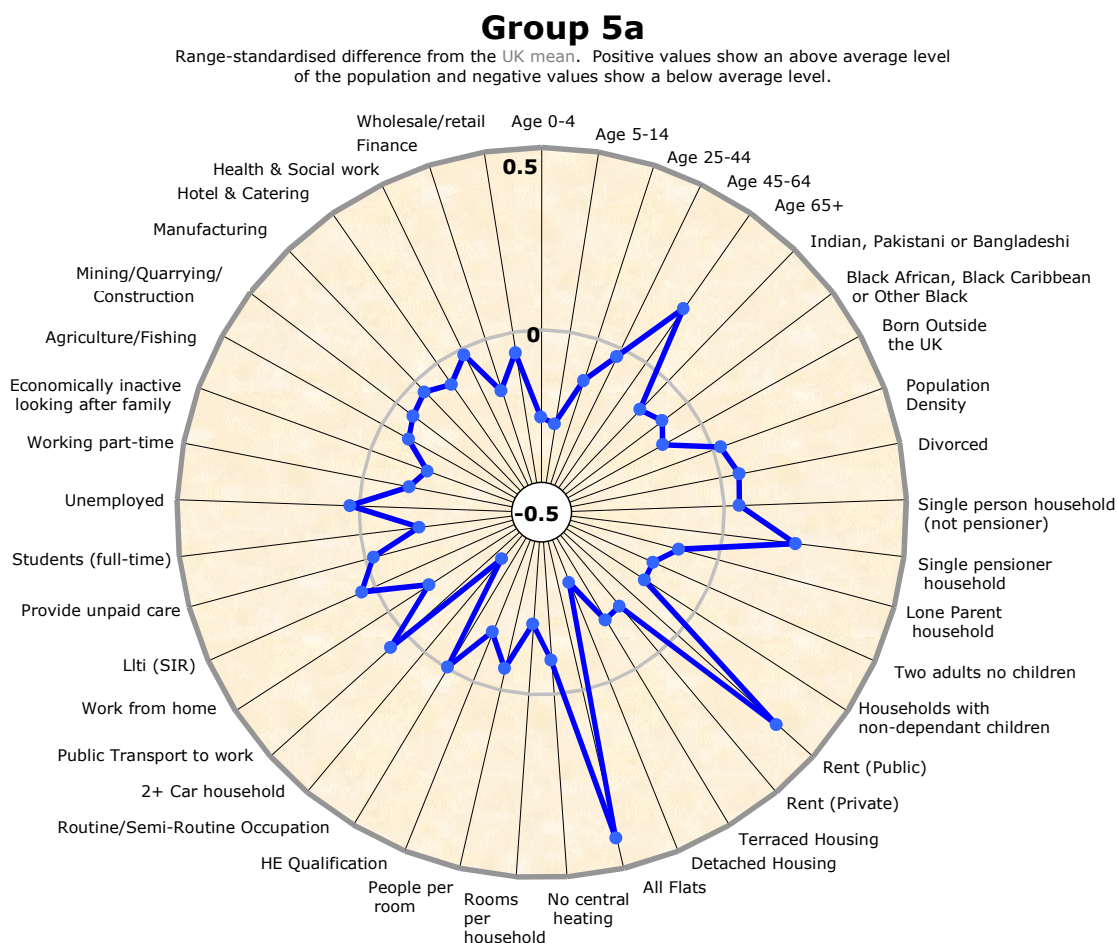
- Age 45-64
- Health and Social work employment

The variables with proportions far above the national average are³

- Age 65+
- Single pensioner household
- Rent (Public)
- All Flats

The variables with proportions close to the national average are²

- Provide unpaid care



1 For a variable to be 'far below average' it must have a difference of more than 0.15 below the UK mean
 2 For a variable to be 'close to the average' it must have a difference of 0.015 either below or above the UK mean
 3 For a variable to be 'far above average' it must have a difference of more than 0.15 above the UK mean

Group 5b: Older Workers

The members of this group can be found in areas of concentration within Scotland and the cities of the North-West. There is one ward, Craigy Hill in Northern Ireland, that has 83% of its output areas classified in this group. There are another 11 wards that have 60% or more including Ballyloran, Central, Killycrot, Route and Seymour Hill in Northern Ireland, Maxwellton, North Central and North Muirton in Scotland and Aberteifi/Cardigan - Rhyd-y-Fuwch, Pembroke Dock: Central and Tudur in Wales. Within this group:

The variable with proportions far below the national average are¹

- Detached Housing

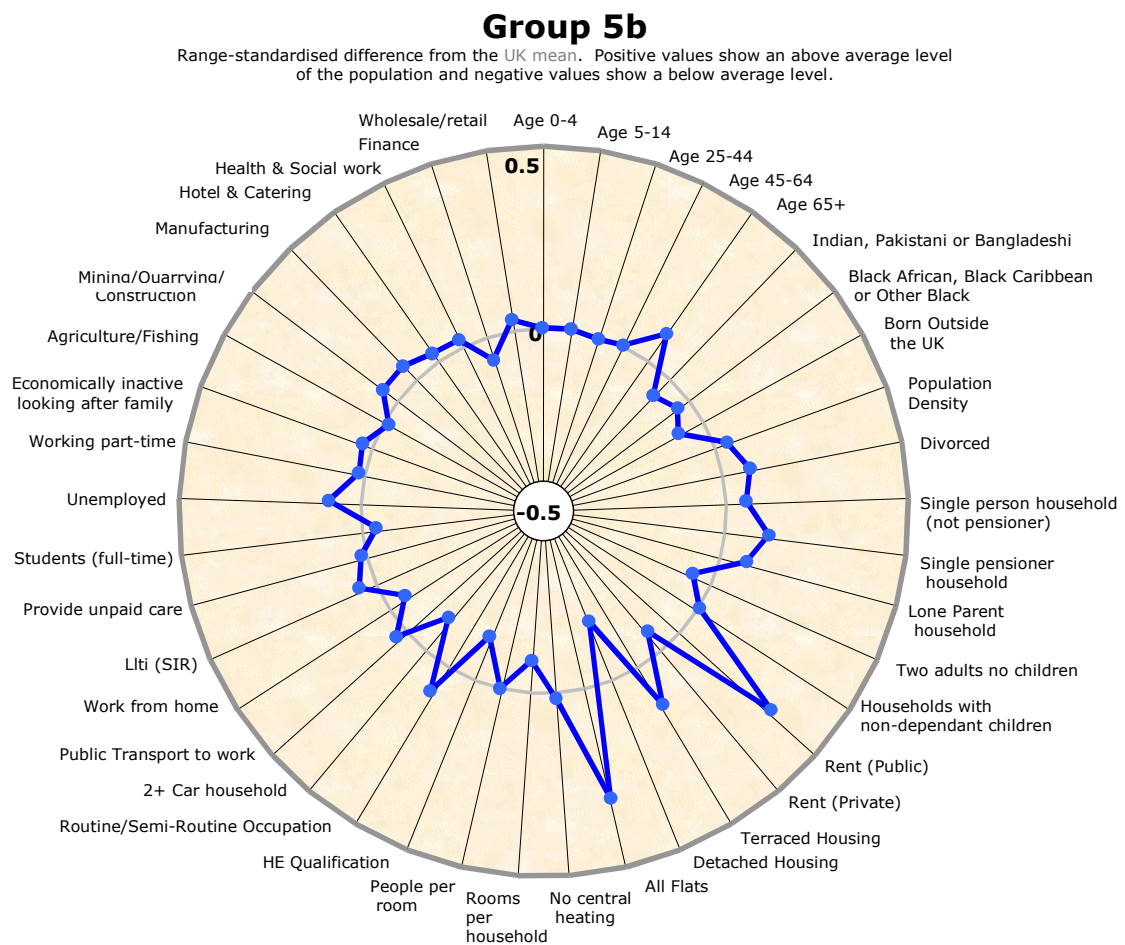
The variables with proportions close to the national average are²

- Age 25-44
- Age 0-4
- Age 45-64
- Age 5-14

- Working part-time
- Households with non-dependant children
- Provide unpaid care
- People per room
- Health and Social work employment

The variables with proportions far above the national average are³

- All Flats
- Rent (Public)



1 For a variable to be 'far below average' it must have a difference of more than 0.15 below the UK mean

2 For a variable to be 'close to the average' it must have a difference of 0.015 either below or above the UK mean

3 For a variable to be 'far above average' it must have a difference of more than 0.15 above the UK mean

Group 5c: Public Housing

The members of this group can be found in areas of concentration around the cities of Glasgow in Scotland and Newcastle in the North-East. There is one ward, Keppochhill in Scotland, that has 87% of its output areas classified in this group. There are another 11 wards that have 70% or more including Barlanark, Bridgeton/Dalmarnock, Drumry, Easterhouse, Faifley, Glenwood, Parkhead, Queenslie, Summerhill and Udston in Scotland and New Lodge in Northern Ireland. Within this group:

The variables with proportions far below the national average are¹

- Detached Housing
- 2+ Car household
- HE Qualification
- Rent (Private)

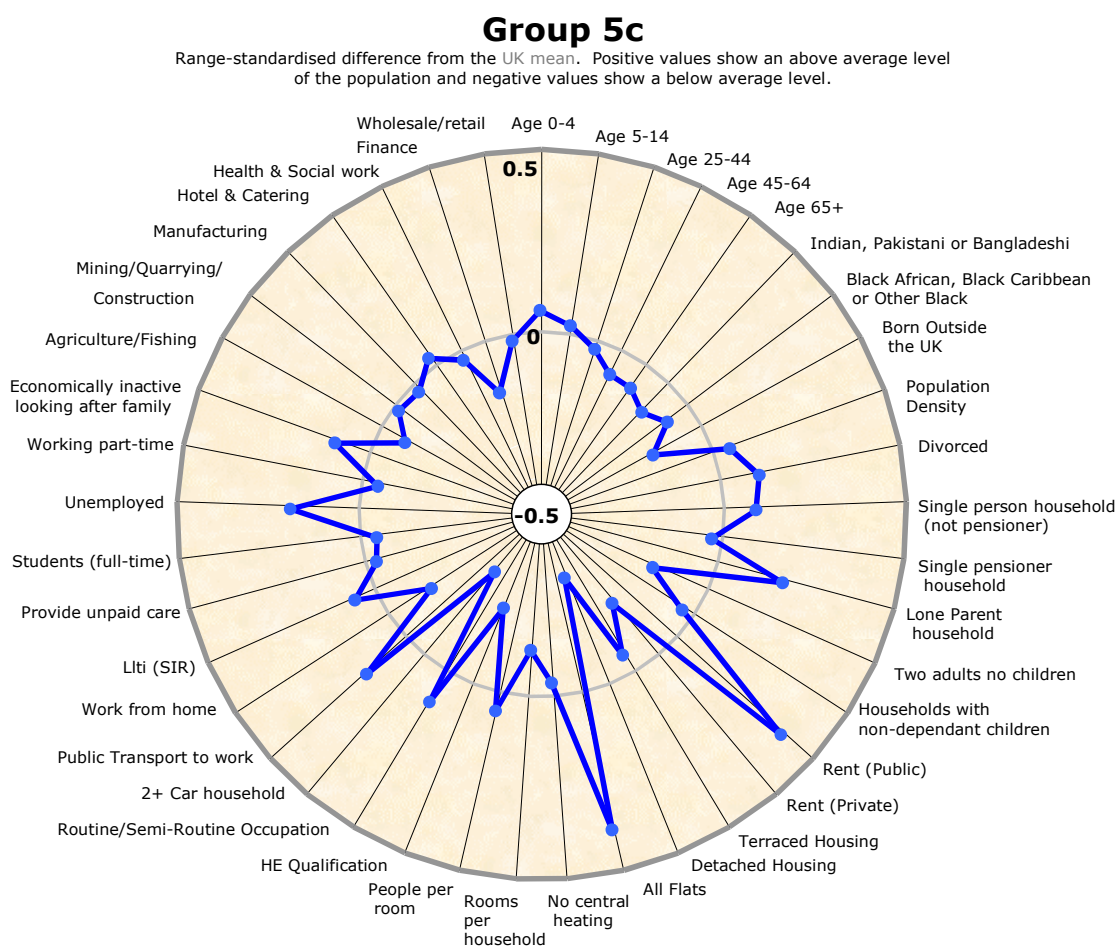
The variables with proportions close to the national average are²

- Provide unpaid care
- Single pensioner household
- Manufacturing employment

- Health and Social work employment
- Age 25-44
- Mining/Quarrying/Construction employment
- Wholesale/retail trade employment

The variables with proportions far above the national average are³

- Public Transport to work
- Unemployed
- Lone Parent household
- All Flats
- Rent (Public)



1 For a variable to be 'far below average' it must have a difference of more than 0.15 below the UK mean
 2 For a variable to be 'close to the average' it must have a difference of 0.015 either below or above the UK mean
 3 For a variable to be 'far above average' it must have a difference of more than 0.15 above the UK mean

Subgroup 5a1: Senior Communities (1)

The members of this subgroup can be found around the UK with concentrations in Scotland especially Glasgow. There is one ward, Ward 9 in Scotland, that has 51% of its Output Areas classified in this subgroup. A further 4 wards have 35% or more including Fairmuir, Lochee East, Parkhall and Watsonville, all being within Scotland. Within this subgroup:

The variables with proportions far below the national average are¹

- 2+ Car household
- Detached Housing
- Age 5-14
- Age 0-4
- Rooms per household
- Terraced Housing

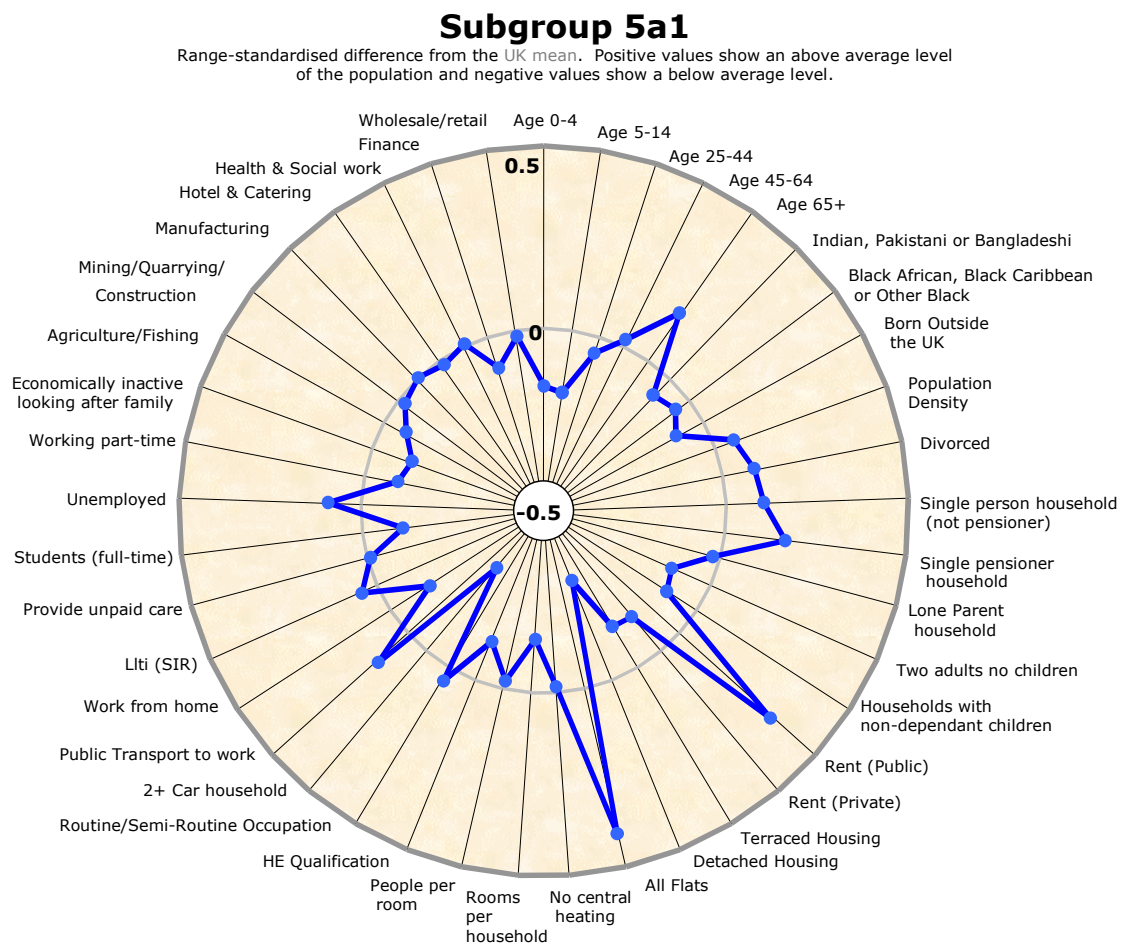
- Manufacturing employment
- Health and Social work employment

The variables with proportions far above the national average are³

- Age 65+
- Single pensioner household
- Rent (Public)
- All Flats

The variables with proportions close to the national average are²

- Provide unpaid care



1 For a variable to be 'far below average' it must have a difference of more than 0.15 below the UK mean
 2 For a variable to be 'close to the average' it must have a difference of 0.015 either below or above the UK mean
 3 For a variable to be 'far above average' it must have a difference of more than 0.15 above the UK mean

Subgroup 5a2: Senior Communities (2)

The members of this subgroup are spread throughout the UK. There is one ward, Town and Pier in the South East, that has 29% of its output areas classified in this subgroup. There are another 5 wards that have 20% or more including Castlehead and Town Centre in Scotland, Medworth in the East of England, Castle in the South-East and Llandrindod East/Llandrindod West in Wales. Within this subgroup:

The variables with proportions far below the national average are¹

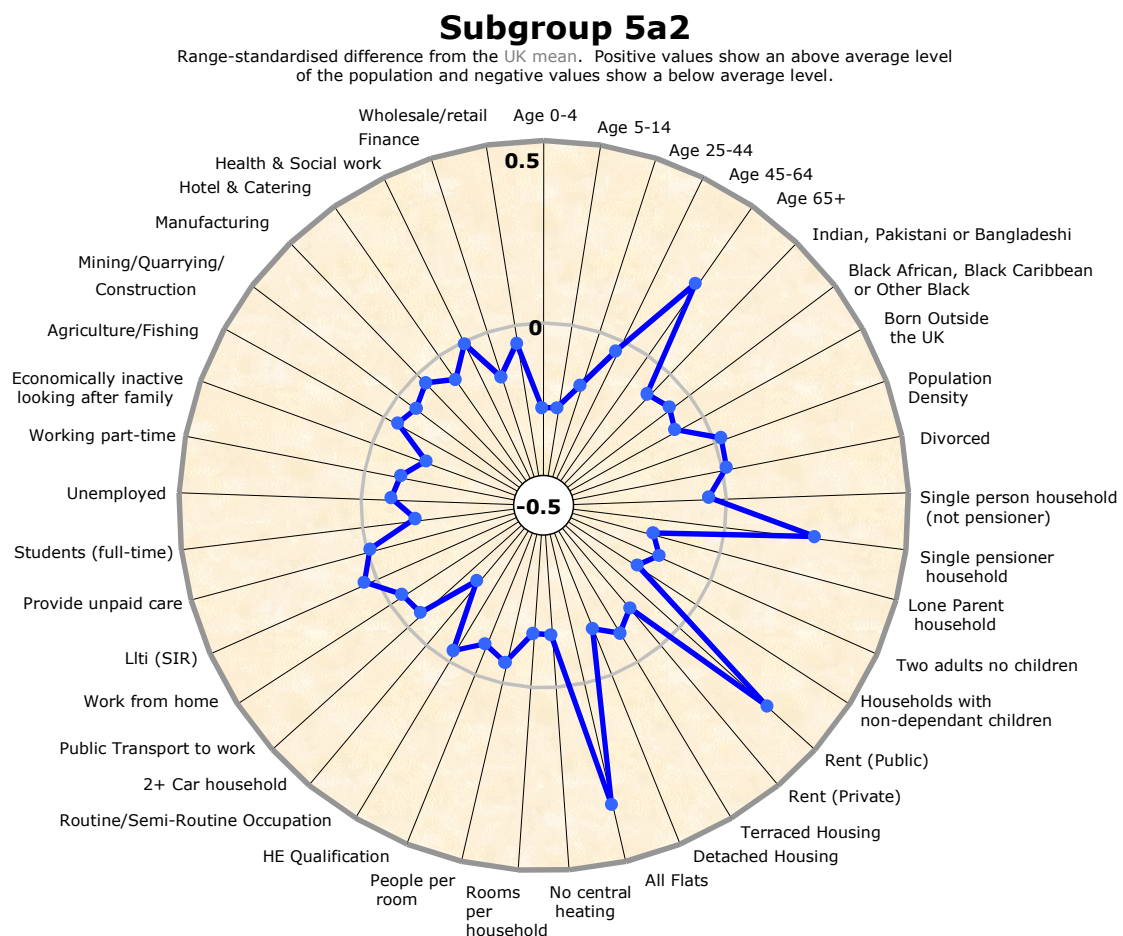
- Age 0-4
- Age 5-14
- 2+ Car household
- Households with non-dependant children
- Lone Parent household
- Economically inactive looking after family
- Age 25-44
- Students (full-time)
- Two adults no children
- Rooms per household
- No central heating
- Financial intermediation employment
- Detached Housing

The variable with proportions close to the national average is²

- Provide unpaid care

The variables with proportions far above the national average are³

- Age 65+
- Single pensioner household
- Rent (Public)
- All Flats



1 For a variable to be 'far below average' it must have a difference of more than 0.15 below the UK mean
 2 For a variable to be 'close to the average' it must have a difference of 0.015 either below or above the UK mean
 3 For a variable to be 'far above average' it must have a difference of more than 0.15 above the UK mean

Subgroup 5b1: Older Workers (1)

The members of this subgroup can be found in concentration in Scotland and the North-East. There is one ward, North Muirton in Scotland, that has 59% of its output areas classified in this subgroup. There are 5 other wards that have 40% or more including Enler and Seymour Hill in Northern Ireland, Maxwellton in Scotland, Chester South in the North-East and Penrith Pategill in the North-West. Within this subgroup:

The variables with proportions far below the national average are¹

- Detached Housing
- Rent (Private)
- No central heating
- HE Qualification
- Born Outside the UK

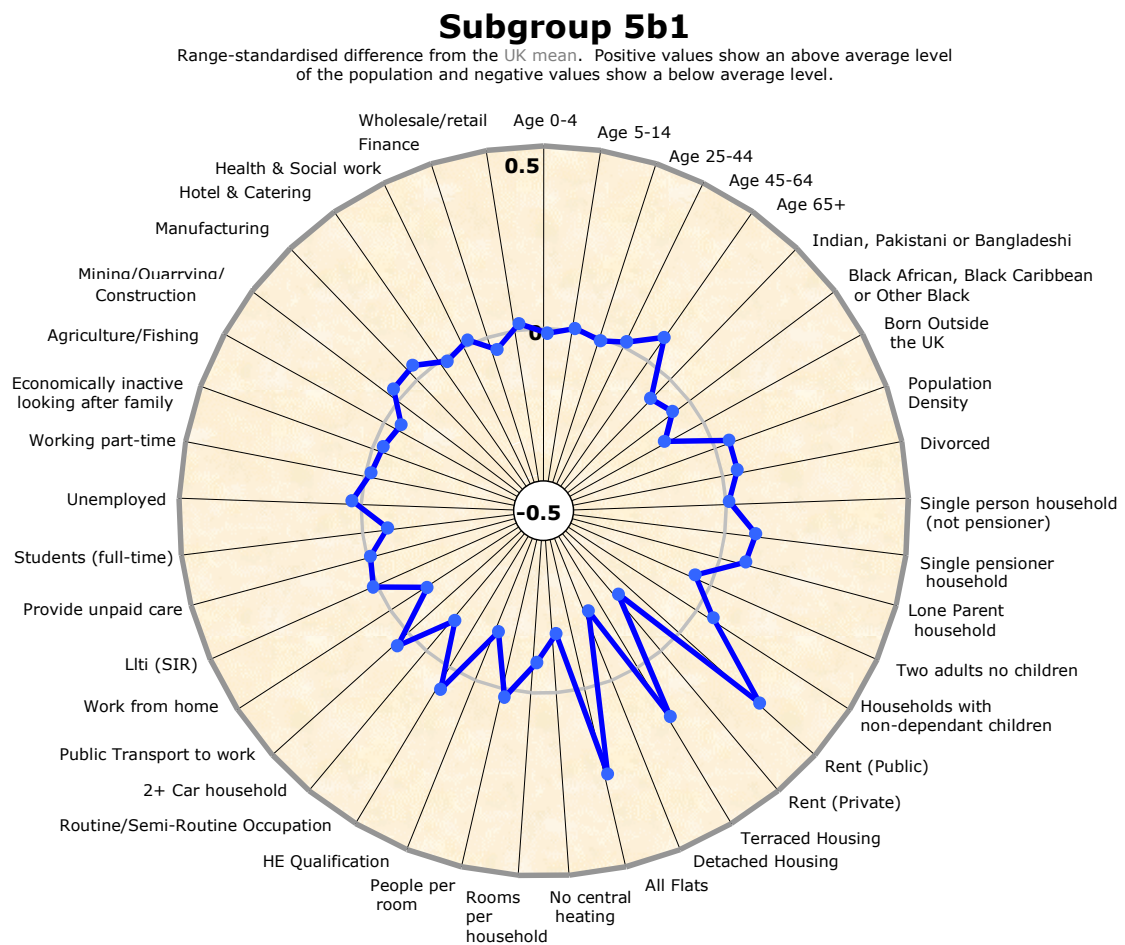
The variables with proportions close to the national average are²

- Economically inactive looking after family
- Hotel & Catering employment

- Age 5-14
- Working part-time
- Age 45-64
- Single person household (not pensioner)
- Health and Social work employment
- Wholesale/retail trade employment

The variables with proportions far above the national average are³

- Terraced Housing
- All Flats
- Rent (Public)



1 For a variable to be 'far below average' it must have a difference of more than 0.15 below the UK mean
 2 For a variable to be 'close to the average' it must have a difference of 0.015 either below or above the UK mean
 3 For a variable to be 'far above average' it must have a difference of more than 0.15 above the UK mean

Subgroup 5b2: Older Workers (2)

The members of this subgroup can be found across the UK with some concentration in Scotland and South Wales. There is one ward, North Central in Scotland, that has 44% of its output areas classified in this subgroup. There are another 5 wards that have 30% or more, including Breiwick and Newton in Scotland, Aberteifi/Cardigan - Rhyd-y-Fuwch, Lansdown and Pontamman in Wales. Within this subgroup:

There are no variables with proportions far below the national average¹

The variables with proportions close to the national average are²

- People per room
- Unemployed
- Hotel & Catering employment
- Population Density
- Lone Parent household

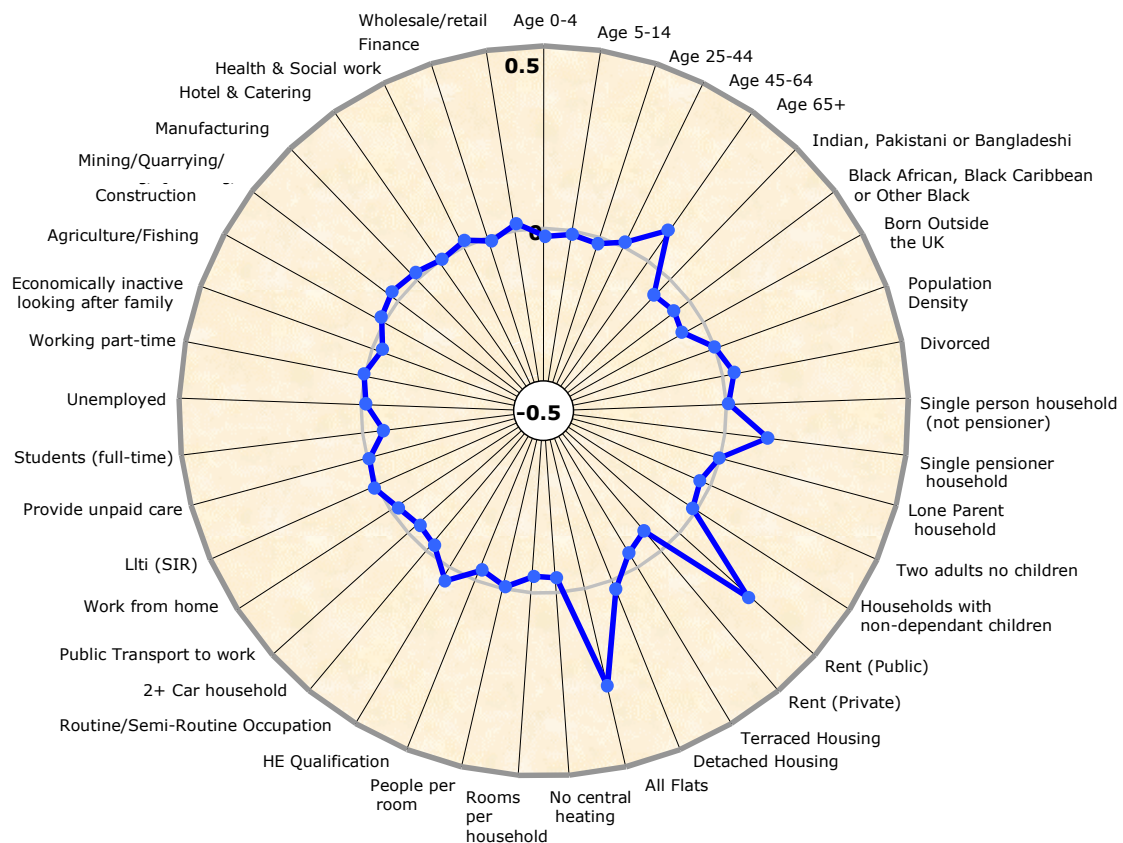
- Provide unpaid care
- Age 45-64
- Single person household (not pensioner)
- Health and Social work employment
- Wholesale/retail trade employment
- Working part-time

The variables with proportions far above the national average are³

- Rent (Public)
- All Flats

Subgroup 5b2

Range-standardised difference from the UK mean. Positive values show an above average level of the population and negative values show a below average level.



1 For a variable to be 'far below average' it must have a difference of more than 0.15 below the UK mean

2 For a variable to be 'close to the average' it must have a difference of 0.015 either below or above the UK mean

3 For a variable to be 'far above average' it must have a difference of more than 0.15 above the UK mean

Subgroup 5b3: Older Workers (3)

The members of this subgroup can be around major city areas in England and Scotland. There is one ward, Killycrot in Northern Ireland, that has 60% of its output areas classified in this group. There are another 2 wards that have 35% or more including Wallsend in the North-East and Woodhouse Park in the North-West. Within this subgroup:

The variable with proportions far below the national average is¹

- Detached Housing

The variables with proportions close to the national average are²

- Black african, Black Caribbean or Other Black
- Age 45-64
- Households with non-dependant children
- Provide unpaid care
- Age 25-44

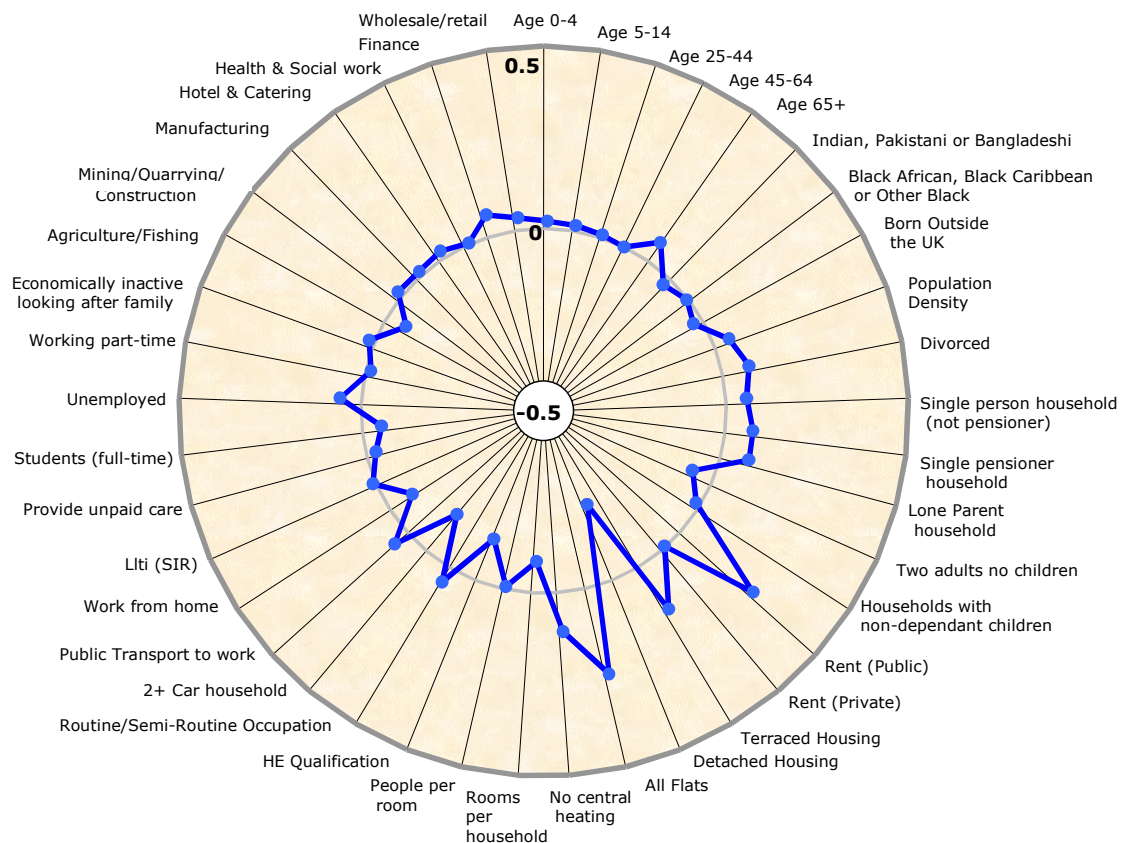
- Health and Social work employment
- Working part-time
- Age 5-14
- Rent (Private)
- Age 0-4

The variables with proportions far above the national average are³

- No central heating
- Terraced Housing
- All Flats
- Rent (Public)

Subgroup 5b3

Range-standardised difference from the UK mean. Positive values show an above average level of the population and negative values show a below average level.



1 For a variable to be 'far below average' it must have a difference of more than 0.15 below the UK mean
 2 For a variable to be 'close to the average' it must have a difference of 0.015 either below or above the UK mean
 3 For a variable to be 'far above average' it must have a difference of more than 0.15 above the UK mean

Subgroup 5c1: Public Housing (1)

The members of this subgroup can be found in areas of concentration in Scotland and the North-East. There is one ward, Udston in Scotland, that has 70% of its output areas classified in this subgroup. There are another 6 wards that have 45% or more including Bargeddie and Langloan, Craigneuk, Croy, Kilsyth South and Smithstone, Raploch, Shortlees and Whinhall with all being within Scotland. Within this subgroup:

The variables with proportions far below the national average are¹

- Detached Housing
- No central heating
- Rent (Private)
- 2+ Car household
- HE Qualification
- Born Outside the UK

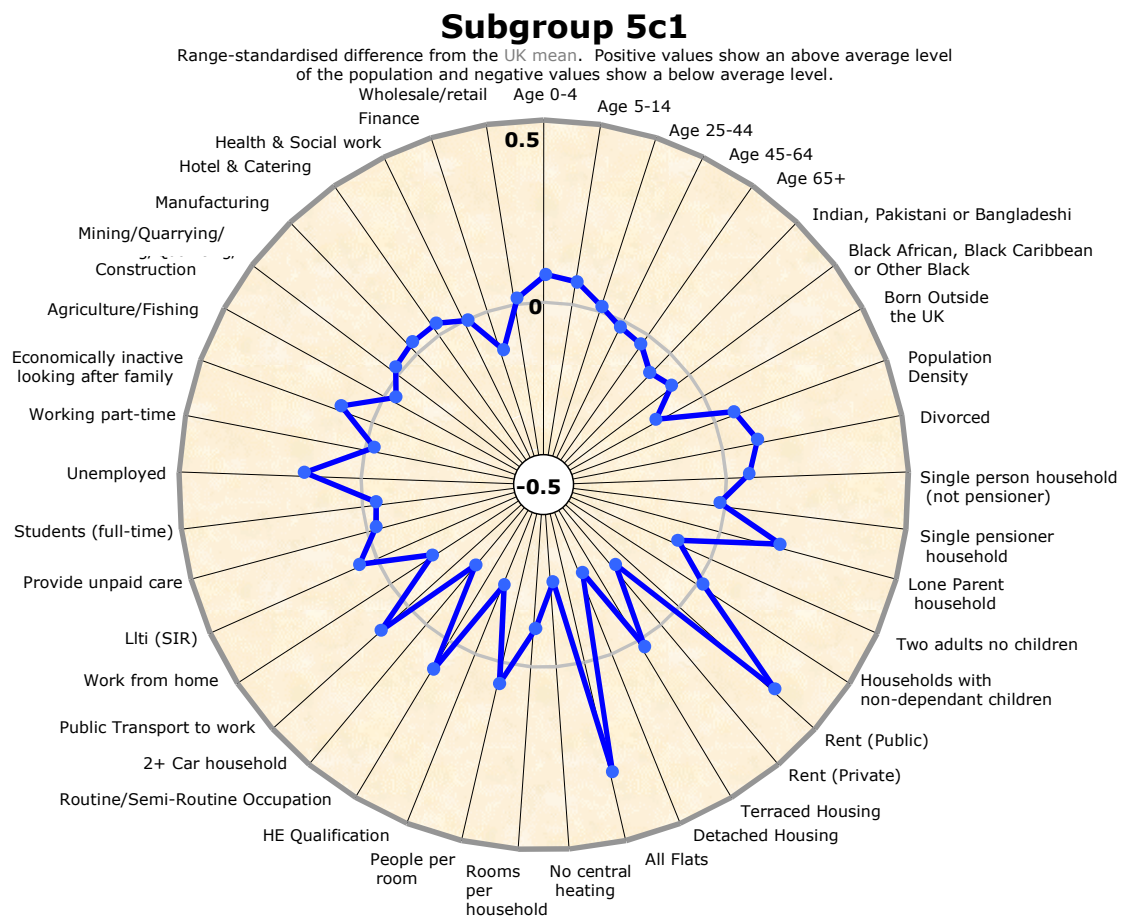
The variables with proportions close to the national average are²

- Single pensioner household
- Provide unpaid care

- Health and Social work employment
- Age 25-44
- Wholesale/retail trade employment

The variables with proportions far above the national average are³

- Unemployed
- Lone Parent household
- All Flats
- Rent (Public)



1 For a variable to be 'far below average' it must have a difference of more than 0.15 below the UK mean
 2 For a variable to be 'close to the average' it must have a difference of 0.015 either below or above the UK mean
 3 For a variable to be 'far above average' it must have a difference of more than 0.15 above the UK mean

Subgroup 5c2: Public Housing (2)

The members of this subgroup can be found in areas of concentration within Scotland. There is one ward, Parkhead in Scotland, that has 72% of its output areas classified in this subgroup. There are 6 other wards that have 50% or more including Barlanark, Easterhouse, Hutchesontown, Keppochhill, Seato and Summerhill all in Scotland. Within this subgroup:

The variables with proportions far below the national average are¹

- Detached Housing
- 2+ Car household
- Terraced Housing
- HE Qualification
- Two adults no children
- Rooms per household
- Rent (Private)

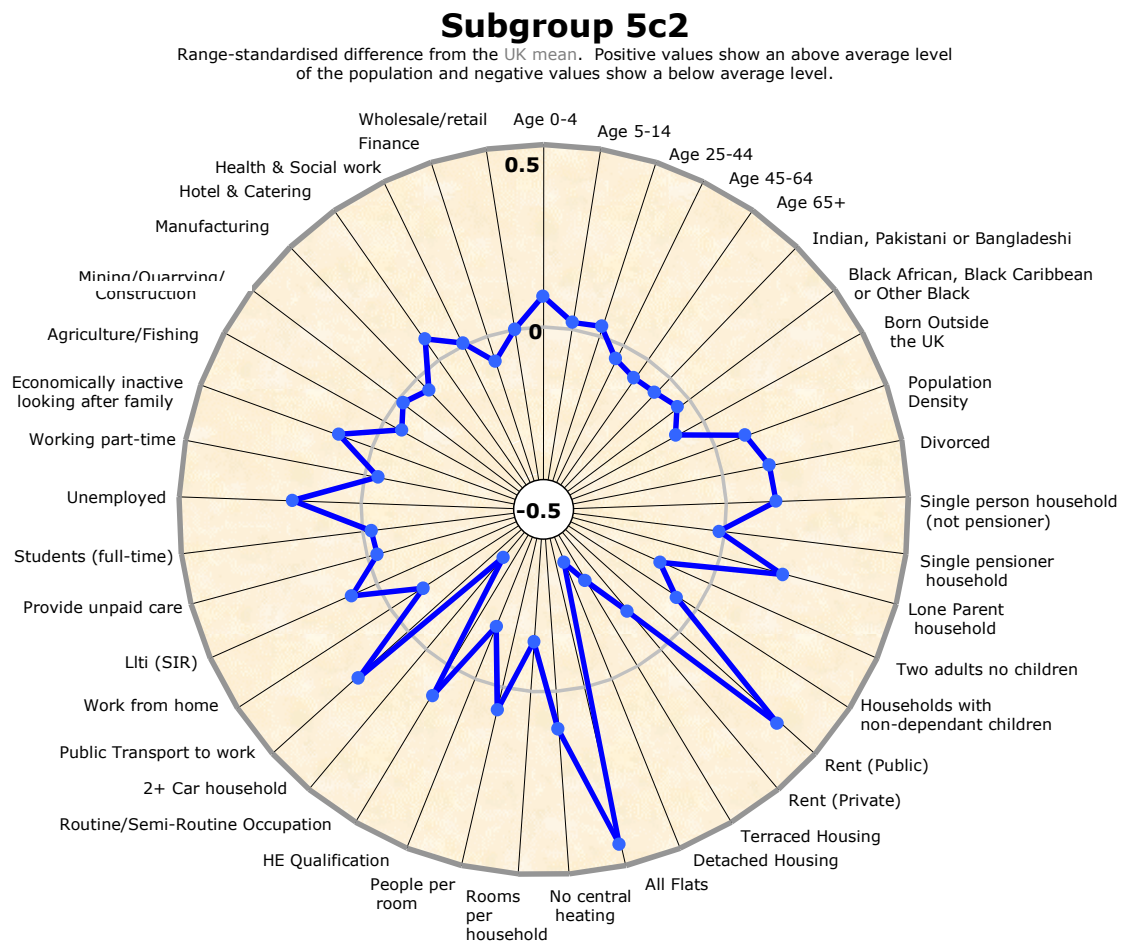
The variables with proportions close to the national average are²

- Single pensioner household

- Wholesale/retail trade employment
- Health and Social work employment

The variables with proportions far above the national average are³

- Divorced
- Single person household (not pensioner)
- Public Transport to work
- Lone Parent household
- Unemployed
- Rent (Public)
- All Flats



1 For a variable to be 'far below average' it must have a difference of more than 0.15 below the UK mean
 2 For a variable to be 'close to the average' it must have a difference of 0.015 either below or above the UK mean
 3 For a variable to be 'far above average' it must have a difference of more than 0.15 above the UK mean

