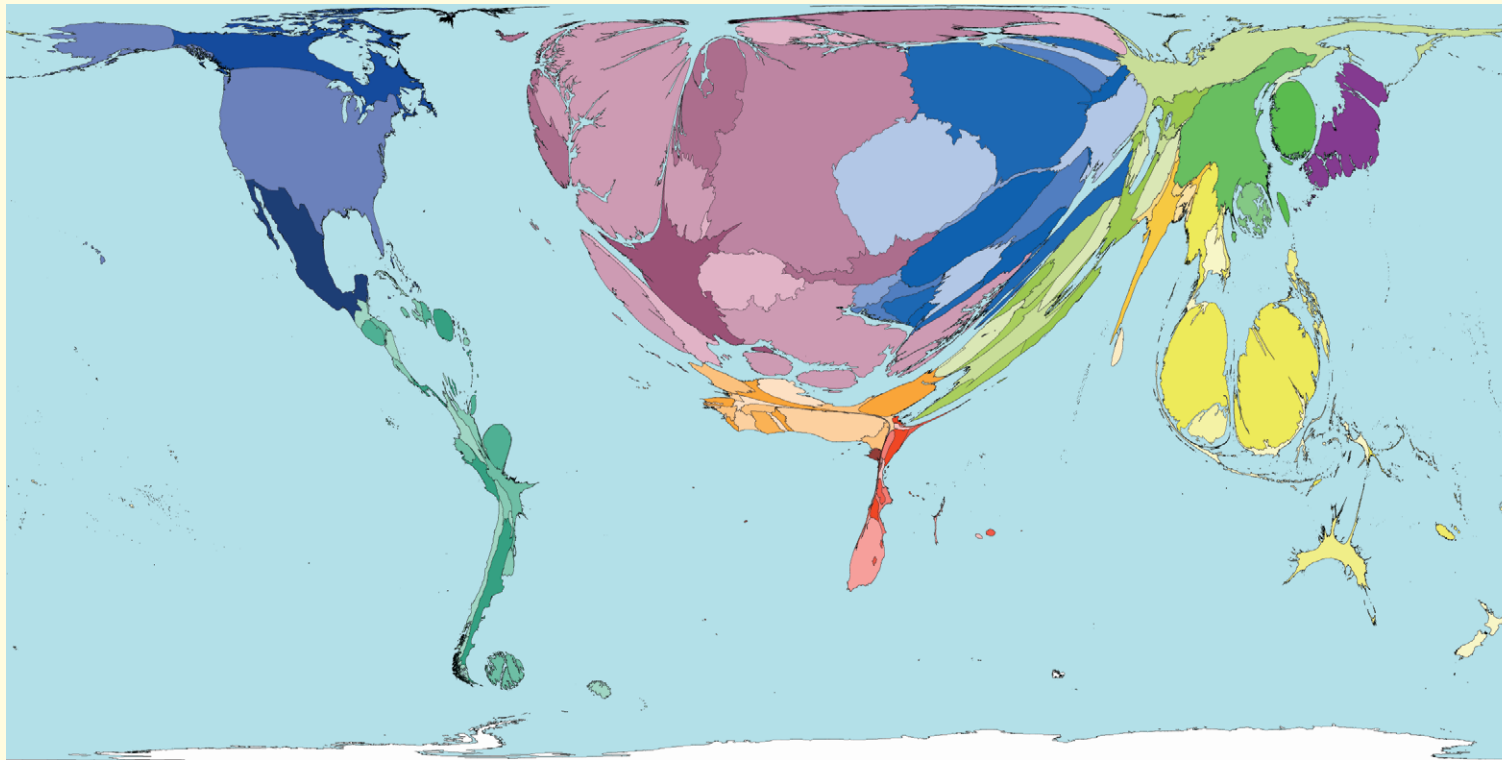


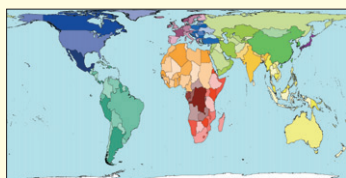
Tourist Origins



The international tourists that made 665 million trips in 2003 were primarily residents of Western Europe, North America and Eastern Europe. Very few tourists came from Central Africa, South Eastern Africa and Southern Asia. International tourism includes both crossing into a neighbouring country and taking a trans-oceanic flight.

On average the residents of Antigua and Barbuda left their islands 3.66 times per year – at the other extreme residents of Angola left on average 0.0002 times per year. In other words less than 0.02% of the Angolan population made tourist visits abroad in 2003.

Territory size shows the proportion of the world international tourist trips made by residents of that territory abroad.



Land area

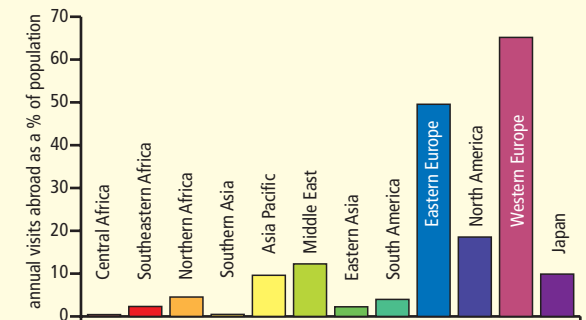
- Technical notes**
- Data source: World Bank, World Development Index, 2005, table 6.14
 - Here tourists are international overnight visitors.
 - EU is European Union.
 - See website for further information.

MOST AND LEAST OUT-TOURISM

Rank	Territory	Value	Rank	Territory	Value
1	Antigua & Barbuda	366	191	India	0.38
2	Czech Republic	335	192	Cambodia	0.34
3	Estonia	151	193	Sierra Leone	0.26
4	Switzerland	150	194	Madagascar	0.22
5	Malaysia	143	195	Viet Nam	0.20
6	Hungary	137	196	Ethiopia	0.18
7	Sweden	134	197	Democratic Republic of Congo	0.09
8	Ireland	113	198	Niger	0.08
9	Finland	102	199	Tajikistan	0.04
10	Slovenia	100	200	Angola	0.02

annual out-tourist visits as a % of resident population

VISITS ABROAD PER 100 PEOPLE



“69 percent of EU citizens indicated that travelling across EU borders is as easy as travelling in their own country.”

Elitsa Vucheva, 2005